

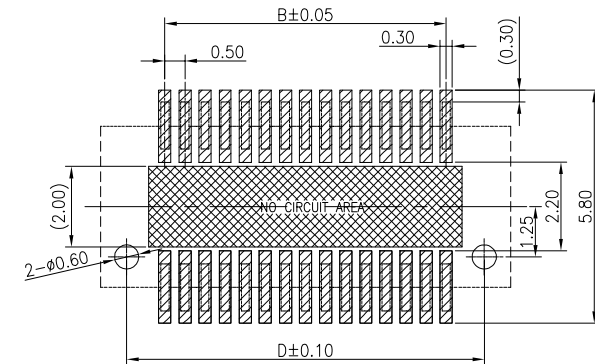
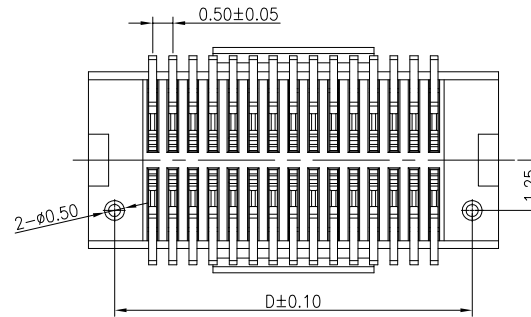
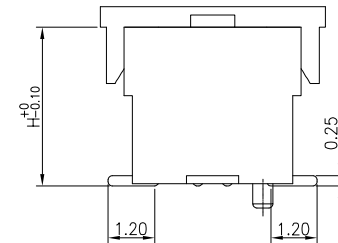
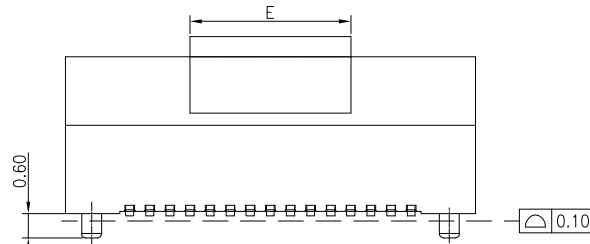
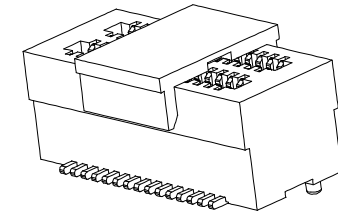
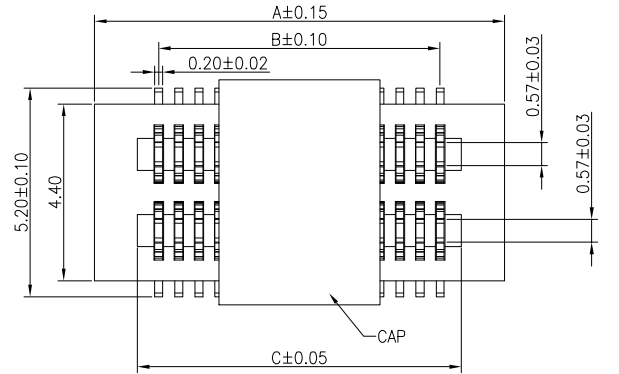
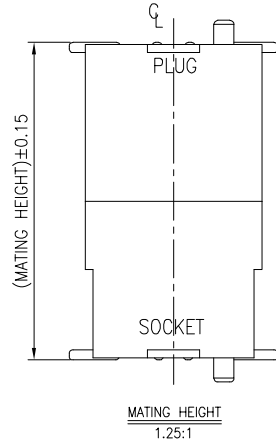
客户图

NOTES:

- FINISH:
 - HOUSING: PA9T BLACK,UL94V-0.
 - CONTACT: PHOSPHOR COPPER. GOLD (SEE P/N) PLATED, 50u" MIN. NICKEL UNDERPLATED OVER ALL.
- ELECTRICAL:
 - CURRENT RATING: 0.3 A.
 - VOLTAGE RATING: 50 V AC.
 - CONTACT RESISTANCE: 50mΩ MAX.
 - INSULATION RESISTANCE: 500MΩ MIN.
 - WITHSTANDING VOLTAGE: 150V AC/1MINUTE.
 - OPERATION TEMPERATURE:-40°C TO +105°C.
- ORDER INFORMATION:

66A8-F XXX XX XXX R 08

Pin 数码	端子电镀:	塑胶高度H:	包装方式:
010=2*05PIN	G0=Gold Flash	022=2.20mm	R=REEL
~	G1=1u" Gold	030=3.00mm	
200=2*100PIN	G2=3u" Gold	035=3.50mm	
	G3=5u" Gold	040=4.00mm	
	G4=10u" Gold	045=4.50mm	



RECOMMENDED PCB PATTERN DIM
TOLERANCE:±0.05

NO. of contacts	Dimensions					NO. of contacts	Dimensions					MATING HEIGHT	PLUG (H.)	SOCKET (H.)
	A	B	C	D	E		A	B	C	D	E			
2*2PIN	3.70	0.50	1.56	2.40	4.00	2*27PIN	16.20	13.00	14.06	14.90	8.00	3.00	0.80	2.20
2*3PIN	4.20	1.00	2.06	2.90		2*28PIN	16.70	13.50	14.56	15.40		3.50	1.30	2.20
2*4PIN	4.70	1.50	2.56	3.40		2*29PIN	17.20	14.00	15.06	15.90		4.00	1.00	3.00
2*5PIN	5.20	2.00	3.06	3.90		2*30PIN	17.70	14.50	15.56	16.40		4.50	1.00	3.50
2*6PIN	5.70	2.50	3.56	4.40		2*31PIN	18.20	15.00	16.06	16.90		5.00	1.00	4.00
2*7PIN	6.20	3.00	4.06	4.90		2*32PIN	18.70	15.50	16.56	17.40		5.50	2.00	4.50
2*8PIN	6.70	3.50	4.56	5.40		2*33PIN	19.20	16.00	17.06	17.90		6.00	2.00	4.00
2*9PIN	7.20	4.00	5.06	5.90		2*34PIN	19.70	16.50	17.56	18.40		6.50	2.00	4.50
2*10PIN	7.70	4.50	5.56	6.40		2*35PIN	20.20	17.00	18.06	18.90		7.00	2.00	3.00
2*11PIN	8.20	5.00	6.06	6.90		2*36PIN	20.70	17.50	18.56	19.40		7.50	4.00	3.50
2*12PIN	8.70	5.50	6.56	7.40	2*37PIN	21.20	18.00	19.06	19.90	8.00	4.00	4.00		
2*13PIN	9.20	6.00	7.06	7.90	2*38PIN	21.70	18.50	19.56	20.40	8.50	4.00	4.00		
2*14PIN	9.70	6.50	7.56	8.40	2*39PIN	22.20	19.00	20.06	20.90	8.00	4.00	4.50		
2*15PIN	10.20	7.00	8.06	8.90	2*40PIN	22.70	19.50	20.56	21.40					
2*16PIN	10.70	7.50	8.56	9.40	2*41PIN	23.20	20.00	21.06	21.90					
2*17PIN	11.20	8.00	9.06	9.90	2*42PIN	23.70	20.50	21.56	22.40					
2*18PIN	10.70	8.50	9.56	10.40	2*43PIN	24.20	21.00	22.06	22.90					
2*19PIN	11.20	9.00	10.06	10.90	2*44PIN	24.70	21.50	22.56	23.40					
2*20PIN	10.70	9.50	10.56	11.40	2*45PIN	25.20	22.00	23.06	23.90					
2*21PIN	11.20	10.00	11.06	11.90	2*46PIN	25.70	22.50	23.56	24.40					
2*22PIN	10.70	10.50	11.56	12.40	2*47PIN	26.20	23.00	24.06	24.90					
2*23PIN	11.20	11.00	12.06	12.90	2*48PIN	26.70	23.50	24.56	25.40					
2*24PIN	10.70	11.50	12.56	13.40	2*49PIN	27.20	24.00	25.06	25.90					
2*25PIN	11.20	12.00	13.06	13.90	2*50PIN	27.70	24.50	25.56	26.40					
2*26PIN	10.70	12.50	13.56	14.40										

						OPERATION	DRAW	WLY	2020.03.20	SOLEPIN 东莞市硕品电子有限公司 Professional connector manufacturer DONGGUAN SOLEPIN ELECTRONICS CO., LTD.				
						X.X ±0.40	DESIGN	Jensen	2020.03.20					
						X.XX ±0.25	CHECK	Jack	2020.03.20					
						X.XXX ±0.15	APPROVE	Andy	2020.03.20					
AO			NEW			Angle ±3°				SIZE	A4	PART NO.	66A8-FXXXXXXXR08	
REV	DATE		MODIFICATION DESCRIPTION	CHANGE	APPROVE	DIM. TOL	UNIT	mm	SCALE	1:1	SHEET	1/1	TITLE:	0.5mm 双槽BTB SOCKET
							PROJ.				PROJ.	DRAW NO.	SP-784	

客户图

NOTES:

1. FINISH:

- 1.1 HOUSING: PA9T BLACK,UL94V-0.
- 1.2 CONTACT: PHOSPHOR COPPER.
GOLD (SEE P/N) PLATED,
50u" MIN. NICKEL UNDERPLATED OVER ALL.

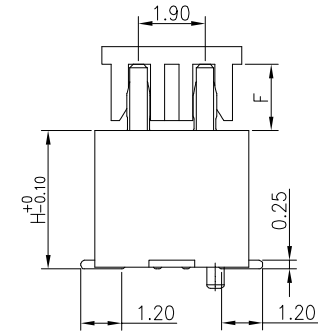
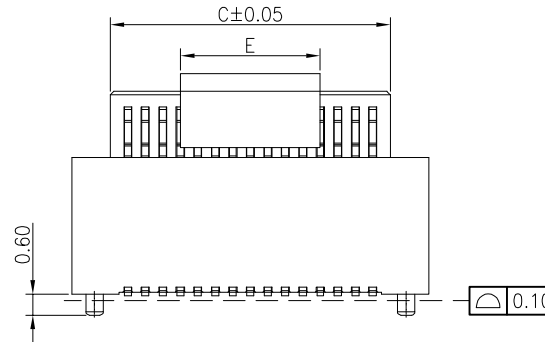
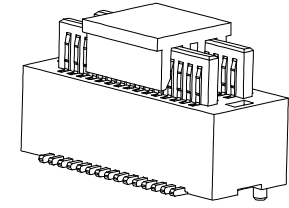
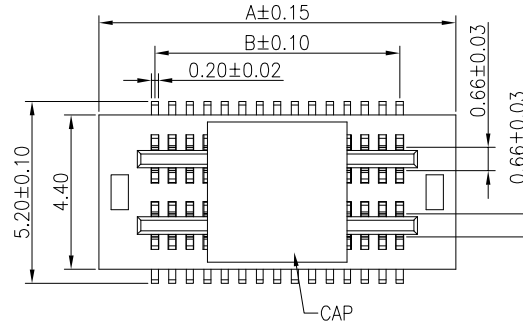
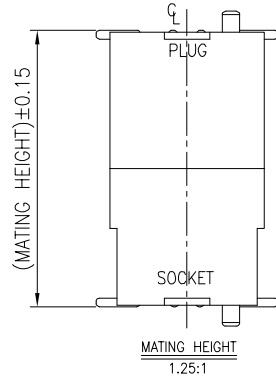
2. ELECTRICAL:

- 2.1 CURRENT RATING: 0.3 A.
- 2.2 VOLTAGE RATING: 50 V AC.
- 2.3 CONTACT RESISTANCE: 50mΩ MAX.
- 2.4 INSULATION RESISTANCE: 500MΩ MIN.
- 2.5 WITHSTANDING VOLTAGE: 150V AC/1MINUTE.
- 2.6 OPERATION TEMPERATURE:-40°C TO +105°C.

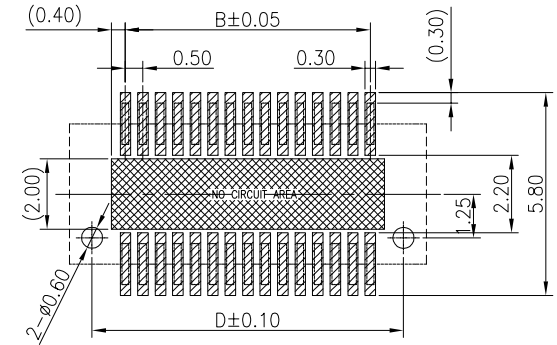
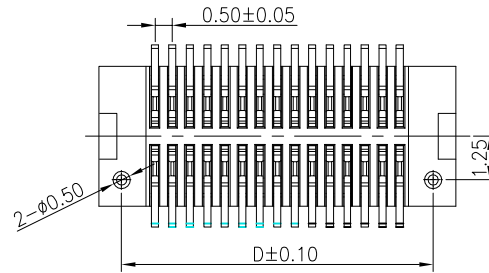
3.ORDER INFORMATION:

66A8-M XXX XX XXX R 01

Pin数码	端子电镀:	塑胶高度H:	包装方式:
010=2*05PIN	G0=Gold Flash	O22=2.20mm	R=REEL
~	G1=1u" Gold	O30=3.00mm	
200=2*100PIN	G2=3u" Gold	O35=3.50mm	
	G3=5u" Gold	O40=4.00mm	
	G4=10u" Gold	O45=4.50mm	



NO.of contacts	Dimensions					NO.of contacts	Dimensions					MATING HEIGHT	PLUG (H.)	SOCKET (H.)	F	
	A	B	C	D	E		A	B	C	D	E					
2*2PIN	3.70	0.50	1.50	2.40	4.00	2*27PIN	16.20	13.00	14.00	14.90	8.00	3.00	0.80	2.20	1.90	1.60
2*3PIN	4.20	1.00	2.00	2.90		2*28PIN	16.70	13.50	14.50	15.40	3.50	1.30	2.20			
2*4PIN	4.70	1.50	2.50	3.40		2*29PIN	17.20	14.00	15.00	15.90	4.00	1.00	3.00			
2*5PIN	5.20	2.00	3.00	3.90		2*30PIN	17.70	14.50	15.50	16.40	4.50	1.00	4.00			
2*6PIN	5.70	2.50	3.50	4.40		2*31PIN	18.20	15.00	16.00	16.90	5.00	2.00	4.50			
2*7PIN	6.20	3.00	4.00	4.90		2*32PIN	18.70	15.50	16.50	17.40	5.50	2.00	4.50			
2*8PIN	6.70	3.50	4.50	5.40		2*33PIN	19.20	16.00	17.00	17.90	6.00	2.00	4.00			
2*9PIN	7.20	4.00	5.00	5.90		2*34PIN	19.70	16.50	17.50	18.40	6.50	2.00	4.50			
2*10PIN	7.70	4.50	5.50	6.40		2*35PIN	20.20	17.00	18.00	18.90	7.00	2.00	3.00			
2*11PIN	8.20	5.00	6.00	6.90		2*36PIN	20.70	17.50	18.50	19.40	7.50	4.00	3.50			
2*12PIN	8.70	5.50	6.50	7.40	2*37PIN	21.20	18.00	19.00	19.90	8.00	4.00	4.00				
2*13PIN	9.20	6.00	7.00	7.90	2*38PIN	21.70	18.50	19.50	20.40	8.50	4.00	4.50				
2*14PIN	9.70	6.50	7.50	8.40	2*39PIN	22.20	19.00	20.00	20.90	8.00	4.00	4.50				
2*15PIN	10.20	7.00	8.00	8.90	2*40PIN	22.70	19.50	20.50	21.40							
2*16PIN	10.70	7.50	8.50	9.40	2*41PIN	23.20	20.00	21.00	21.90							
2*17PIN	11.20	8.00	9.00	9.90	2*42PIN	23.70	20.50	21.50	22.40							
2*18PIN	10.70	8.50	9.50	10.40	2*43PIN	24.20	21.00	22.00	22.90							
2*19PIN	11.20	9.00	10.00	10.90	2*44PIN	24.70	21.50	22.50	23.40							
2*20PIN	10.70	9.50	10.50	11.40	2*45PIN	25.20	22.00	23.00	23.90							
2*21PIN	11.20	10.00	11.00	11.90	2*46PIN	25.70	22.50	23.50	24.40							
2*22PIN	10.70	10.50	11.50	12.40	2*47PIN	26.20	23.00	24.00	24.90							
2*23PIN	11.20	11.00	12.00	12.90	2*48PIN	26.70	23.50	24.50	25.40							
2*24PIN	10.70	11.50	12.50	13.40	2*49PIN	27.20	24.00	25.00	25.90							
2*25PIN	11.20	12.00	13.00	13.90	2*50PIN	27.70	24.50	25.50	26.40							
2*26PIN	10.70	12.50	13.50	14.40												



RECOMMENDED PCB PATTERN DIM
TOLERANCE:±0.05

REV	DATE	MODIFICATION DESCRIPTION	CHANGE	APPROVE	OPERATION	DRAW	WLY	2020.03.20	SOLEPIN 东莞市硕品电子有限公司 Professional connector manufacturer DONGGUAN SOLEPIN ELECTRONICS CO., LTD.			
					X.X ±0.40	DESIGN	Jensen	2020.03.20	SIZE	A4	PART NO.	66A8-MXXXXXXXXR01
					X.XX ±0.25	CHECK	Jack	2020.03.20	SHEET	1/1	TITLE:	0.5mm 双槽BTB PLUG
AO		NEW			X.XXX ±0.15	APPROVE	Andy	2020.03.20	PROJ.	PROJ.	DRAW NO.	SP-785
					Angle ±3°				UNIT	mm	SCALE	1:1
					DIM. TOL							